



SHENZHEN FENGLED PHOTOELECTRIC CO.,LTD

400W or 480W TCX Flood Lights Manual



Product Name: 400W or 480W
TCX Flood Lights
Item No.: FLT-QY1-400
Or FLT-QY1-480

<https://www.fengled.com>

Introduction

Material

- Patented aluminum alloy heat dissipation structure; High quality aluminum processing technique; Special surface treatment process; High brightness LED light source, high efficiency and long life power supply.

Applications

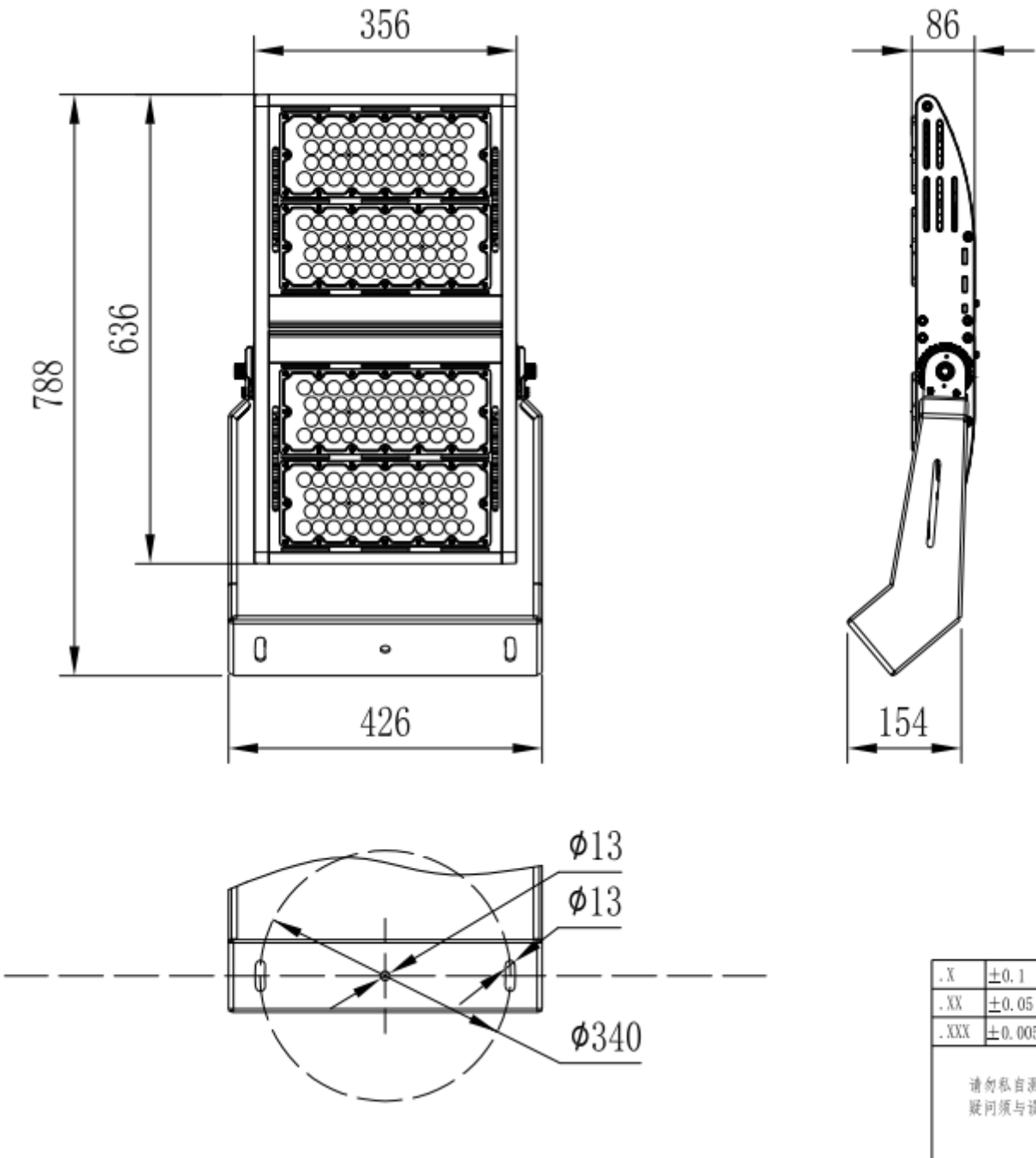
- Suitable for Warehouses, Production and logistics workshops, Retail stores, Theme restaurants,usement parks, Indoor stadiums and public places, and other industrial and commercial lighting purposes.

Features

- LEDs froms Smalite /Philips Lumileds/CREE/LG/Osram with high thermal conductivity, good heat-radiation, small light decay, pure light, no ghosting, stable performance and quality advantages.
- Unique thermal management design low LED junction temperature effectively, ensure the lifespan of the light source and power.
- Extremely light weight for safety use and installation.
- Eco-friendly and energy saving, dust-proof, no radiation and emitting heat, no mercury, lead and other Pollution elements.
- High color rendering index to show the physical color rendering more real. Various colors is optional to meet the needs of different environments. Eliminating the repressed emotions caused by the traditional lamp in highor low color temperature , the light is visual comfort, and improve the work efficiency.
- Power by constant current and voltage, can work in wide voltage range AC90V-305V. Overcome the unstable on the light caused by ballast disturbance, noise pollution, avoid the stimulus work to eye fatigue.
- Using a special surface treatment process, new design on appearance. Simple installation, easy disassembly. Wide range of application.

Dimension

Unit: mm


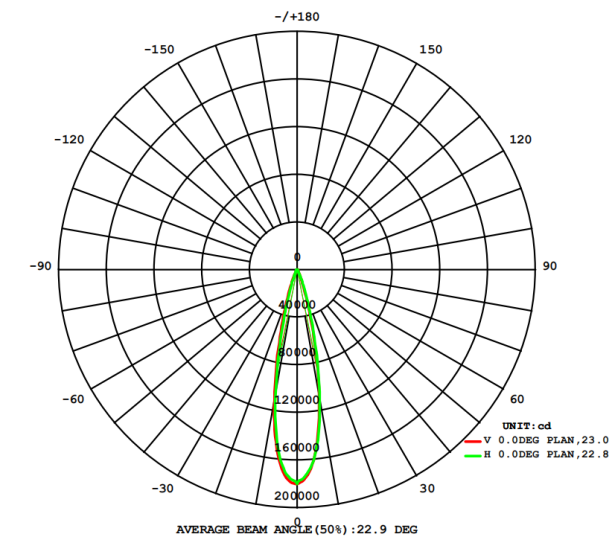


Parameter


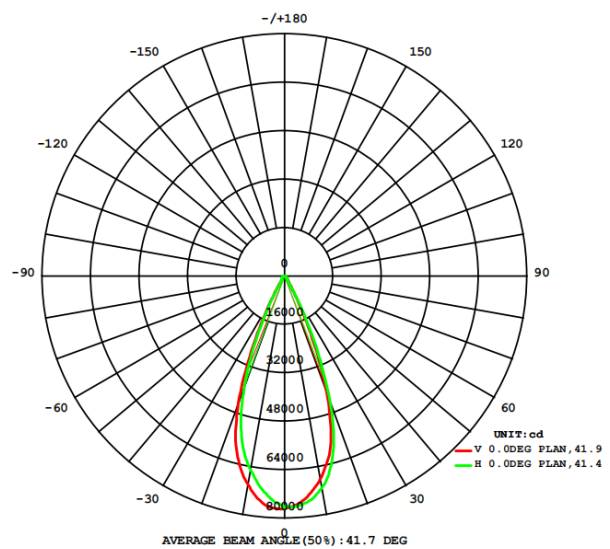
LED Driver	MW or SS
Input Voltage	100-277 VAC, 50/60 Hz
LED Chips	5050
LED QTY	46pcs*4 (5050)
LED Power	400W or 480W
Total System Power	400W or 480W
Led Luminous Efficiency	180-190lm /W
Light Lighting efficiency	150~145lm/W
Led Initial Luminous Flux	60000 Lm or 69600
Illuminance Uniformity	>0.8
Color Temperature	4000K-6500K
Color Rendering Index	Ra \geq 70
Light Distribution	Symmetric/Rectangle
Illuminance Design	LED+lens
LED Junction Temperature	$\leq 70^{\circ}\text{C}$ (@ Ta=30 $^{\circ}\text{C}$)
Working Temperature	-25 $^{\circ}\text{C}$ ~ 45 $^{\circ}\text{C}$
Storage Temperature	-25 $^{\circ}\text{C}$ ~ 65 $^{\circ}\text{C}$
IP Rating	IP65
Life-span	>50000H
Power Cable	OEM

hotometric Distribution

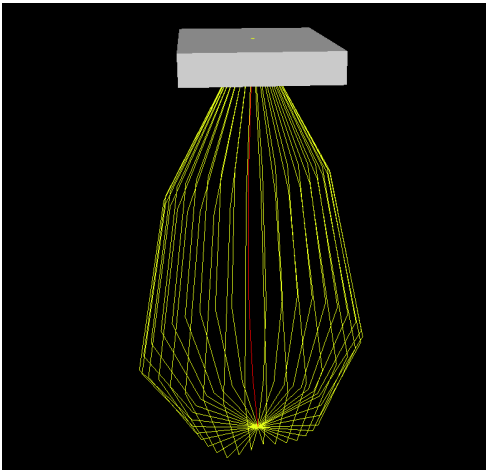
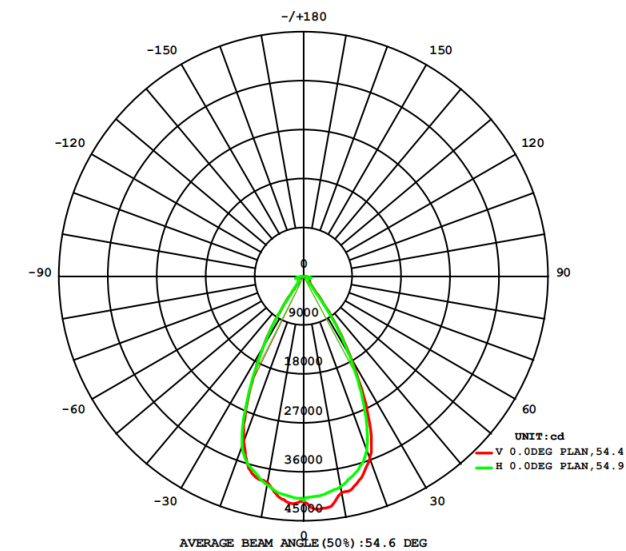
Beam Angle 20x20°



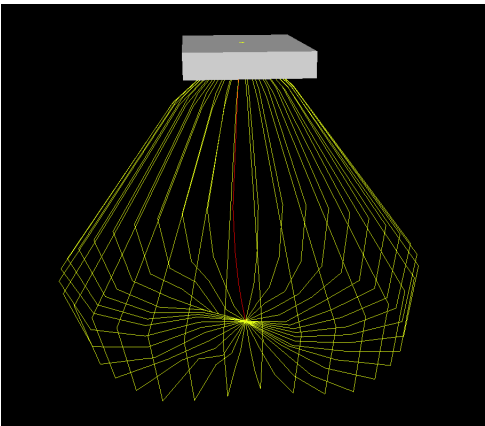
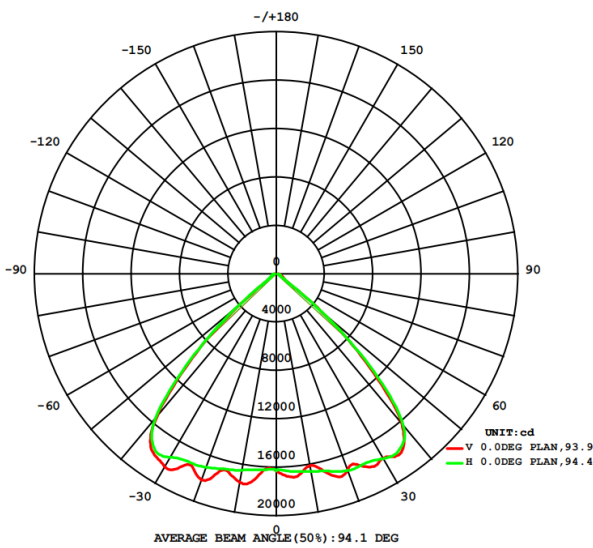
Beam Angle 40x40°



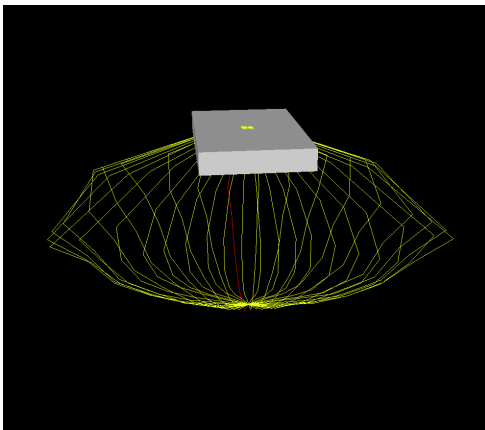
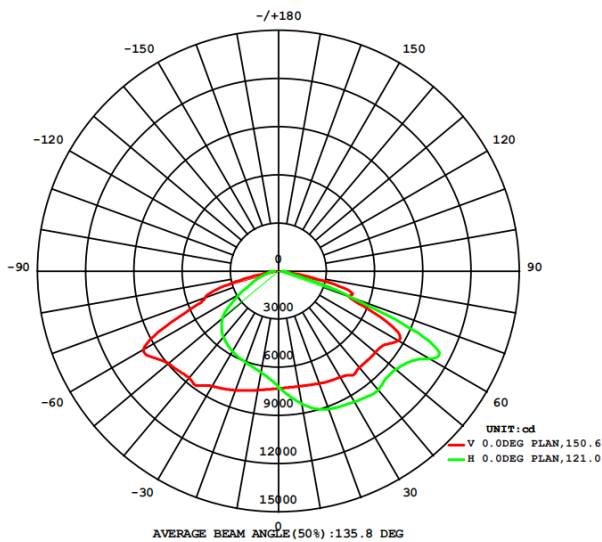
Beam Angle 60x60°



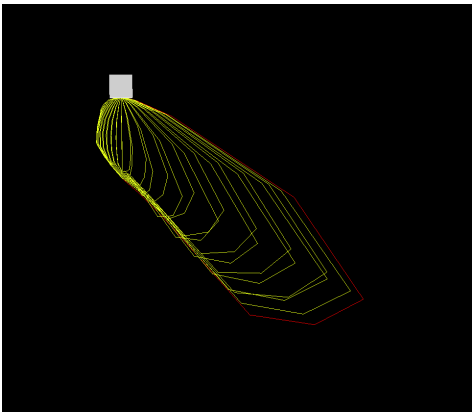
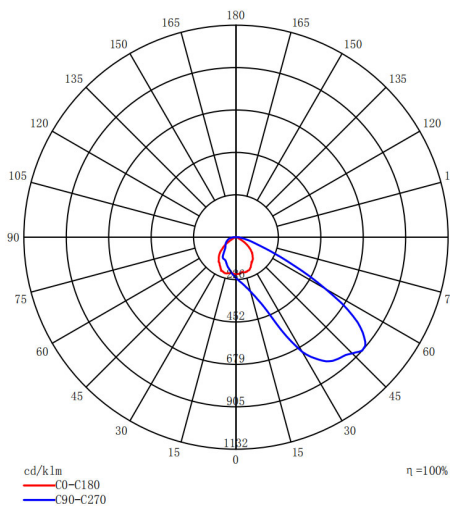
Beam Angle 90x90°



Beam Angle 140x100°



Beam Angle P50



installation

